

SHOWER CLEANING CARD

MURASAKI CLEANING METHOD

Support Information

Product(s) Required:



Bathroom Detergent
(MAGICLEAN)



Mold Cleaner
(Kabi Killer)

Refill:



Top Tips:

Clean top to bottom to avoid recontamination.
Rinse & dry surfaces to prevent mold buildup.
Check hidden spots: hose, drain, soap trays.
Deep clean showerhead & vents monthly.

Equipment Required:



Gloves



Brush



Sponge



Paper Towel



Squeegee




Cloth

How to clean the shower


- 1 Use Bathroom Detergent + Sponge to clean the **shower hose** and **button area**.
- 2 Use Bathroom Detergent + Sponge to clean the **walls** and Brush to scrub the **flooring**.
- 3 Use Mold Cleaner in **dirty areas** → Soak for 5 minutes → use Brush to scrub the area.
- 4 Remove hair from the **shower drain**. Use Brush to scrub **drain cover**.
- 5 Use Brush + Water to clean the **floor mat**.
- 6 Use Squeegee to wipe **water residue** into the drain.
- 7 Use Paper Towel to clean the **door rail**.
- 8 Refill soaps until **above the label**.
- 9 Use Cloth to wipe **clothing baskets**.



1



2



3




4




5



6



7



8



9

